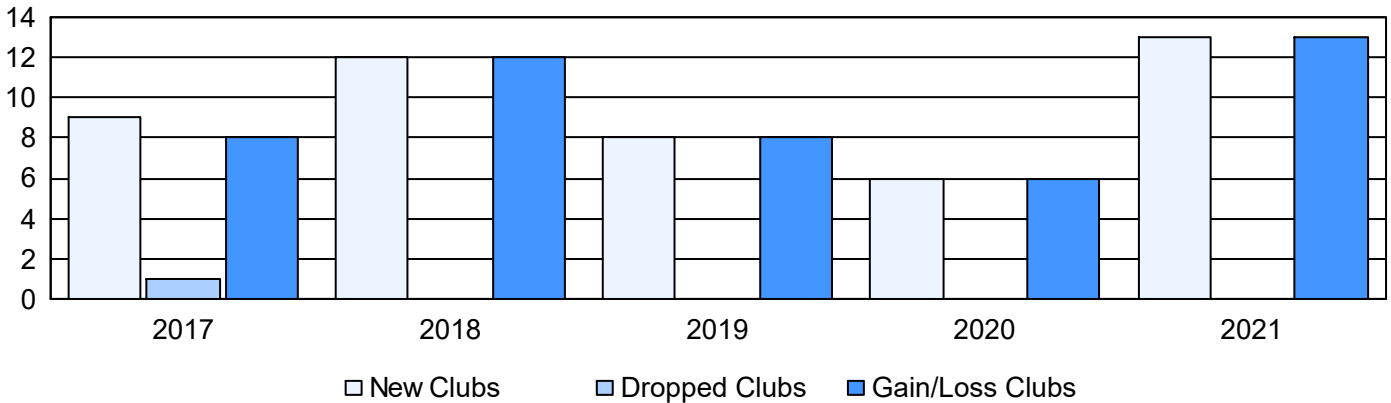
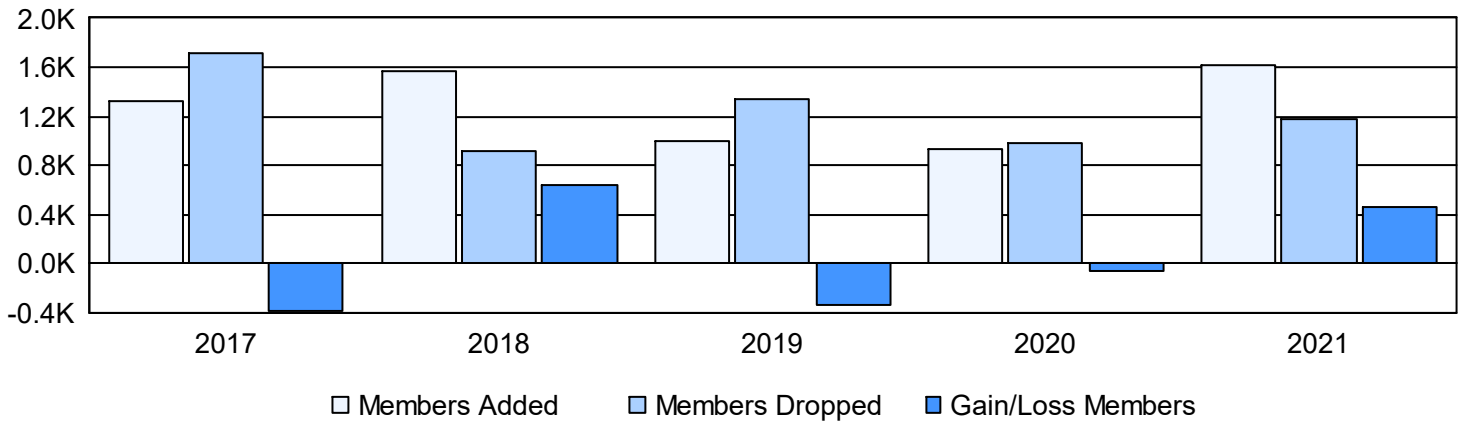


Year	New Clubs	Dropped Clubs	Gain/ Loss Clubs	New Members	Charter Members	Reinstate Members	Transfer Members	Total Member Added	Total Members Dropped	Gain/ Loss Members
2016-2017	9	1	8	1,041	227	30	26	1,324	1,713	-389
2017-2018	12	0	12	1,180	318	39	24	1,561	919	642
2018-2019	8	0	8	724	233	24	19	1,000	1,341	-341
2019-2020	6	0	6	623	219	63	20	925	989	-64
2020-2021	13	0	13	1,168	396	35	25	1,624	1,169	455
<b>Average</b>	<b>10</b>	<b>0</b>	<b>9</b>	<b>947</b>	<b>279</b>	<b>38</b>	<b>23</b>	<b>1,287</b>	<b>1,226</b>	<b>61</b>

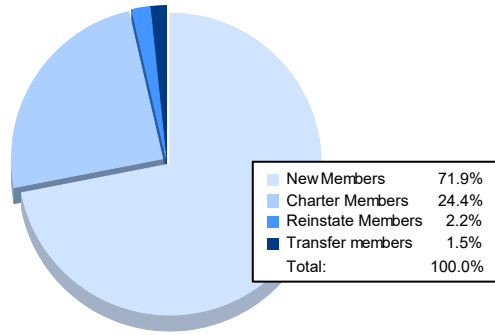
### Clubs



### Members



### Membership Composition June 2021 Cumulative



### Gender Composition June 2021 Cumulative

